

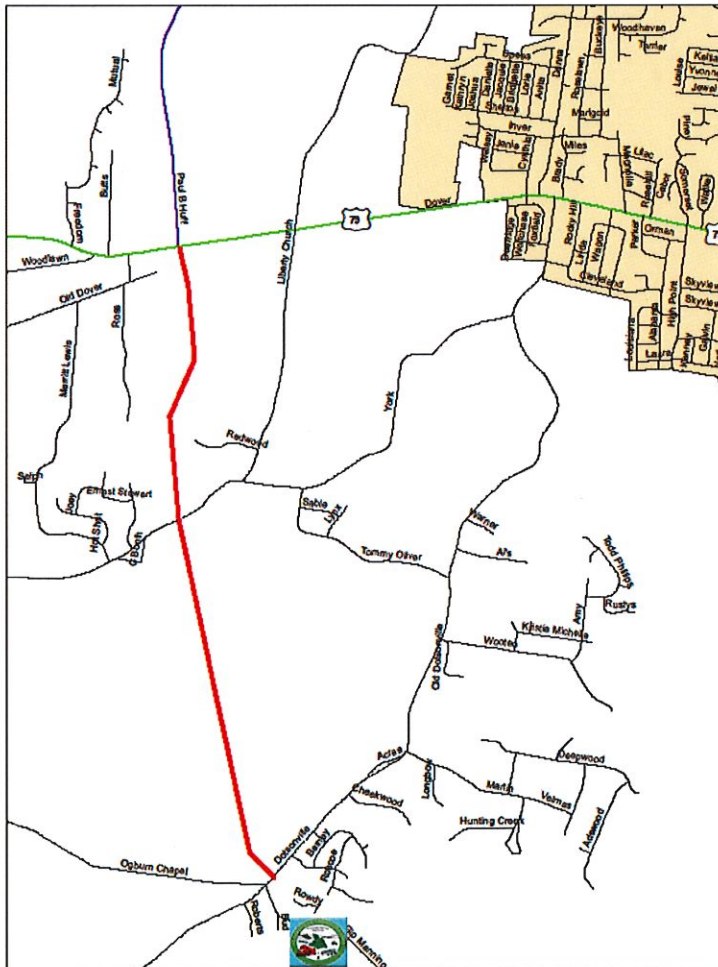
CUAMPO

New
 TDOT Mod # 445
 11-8-21
 MPO Mod # 22

TIP #	6	TDOT/KYTC	101463.03	Priority	A	Lead Agency	TDOT
County	Montgomery	Length	2.9 mi	MTP#	E+C 1; Table 11-3; pg 11-5	Conformity Status	Non Exempt
Route/Project Name	SR-374 Prop. (STIP# 2063090)					Total Project Cost	\$43,200,000
Termini or Intersection	From SR-76 (US-79) to South of Dotsonville Road (Re-budgeted ROW & Stage Const) (IA)						
Project Description	Construct four 12-foot lane and 10-foot shoulders on four-lane divided ROW						

Fiscal Year	Phase	Funding Type	Total Funds	Fed Funds	State Funds	Local Funds
2021			0	0	0	0
2022	PE-D	STBG	1,000,000	800,000	200,000	0
2022	ROW	HPP	2,400,000	1,920,000	480,000	0
2023	ROW	STBG	800,000	640,000	160,000	0

Remarks	Amendment Number	0	Adjustment Number	22
HPP ID# TN046(TEA 21); 17632374589 *Projected 2027 Const estimate \$39,000,000 total funds* *No funding in FY2020*				



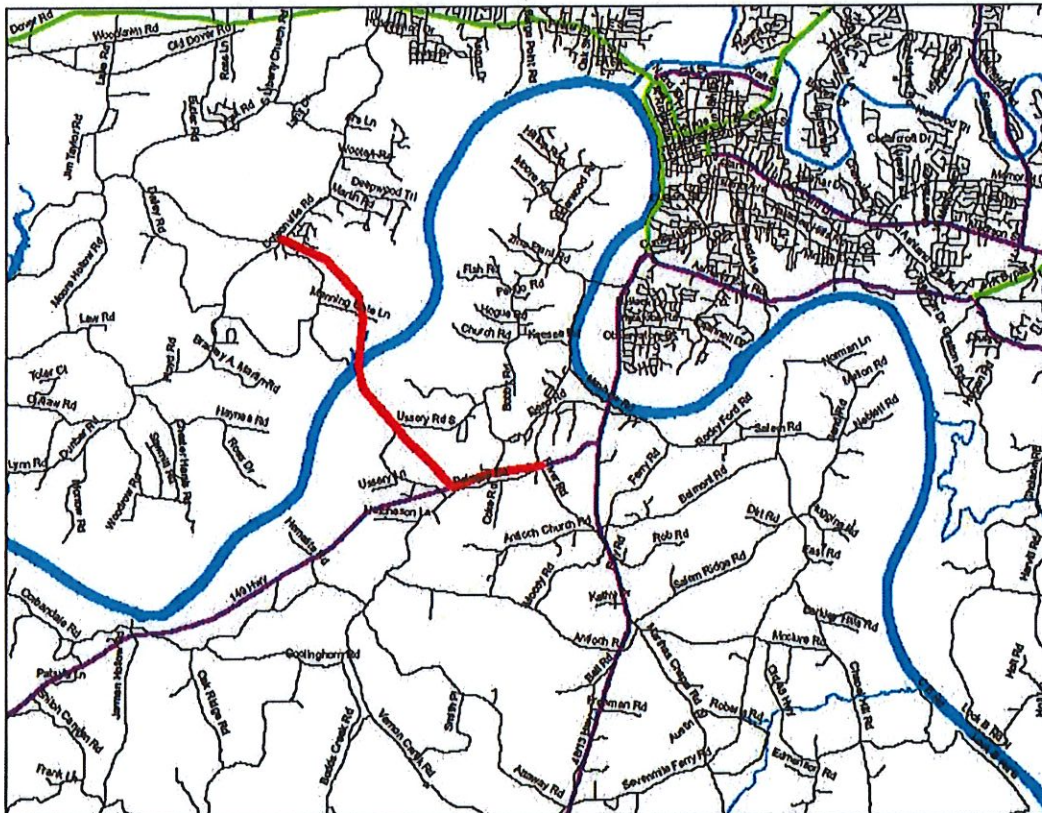
CUAMPO

Old
 TDOT Mod# 444
 11-8-21
 MPO Mod# 22

TIP #	<input type="text" value="5"/>	TDOT/KYTC	<input type="text" value="101463.02"/>	Priority	<input type="text" value="A"/>	Lead Agency	<input type="text" value="TDOT"/>
County	<input type="text" value="Montgomery"/>	Length	<input type="text" value="5.2"/> mi	MTP#	<input type="text" value="E+C.2; Table 11-3; pg 11-5"/>	Conformity Status	<input type="text" value="Non Exempt"/>
Route/Project Name	<input type="text" value="SR-149 / SR-374 (STIP# 2063080)"/>					Total Project Cost	<input type="text" value="\$112,922,516"/>
Termini or Intersection	<input type="text" value="SR-149: From SR-374 to River Rd; SR-374: from SR-149 to Dotsonville Rd In Clarksville Re-budgeted ROW (IA)"/>						
Project Description	<input type="text" value="Construct four 12-foot lane and 10-foot shoulders on four-lane divided ROW"/>						

Fiscal Year	Phase	Funding Type	Total Funds	Fed Funds	State Funds	Local Funds
2020			0	0	0	0
2021			0	0	0	0
2022	ROW	STBG	0	0	0	0
2023	ROW	STBG	7,710,000	6,168,000	1,542,000	0

Remarks	Amendment Number	<input type="text" value="0"/>	Adjustment Number	<input type="text" value="0"/>
Project began in 1997 - Contact Brian Hurst, TDOT, for further information. HPP ID #TN046 (Section 1602 TEA 21) *Projected 2025 Const estimated \$100,000,000 total funds; PE-N previous TIP \$3,000,000; PE-D previous TIP \$2,212,516*				



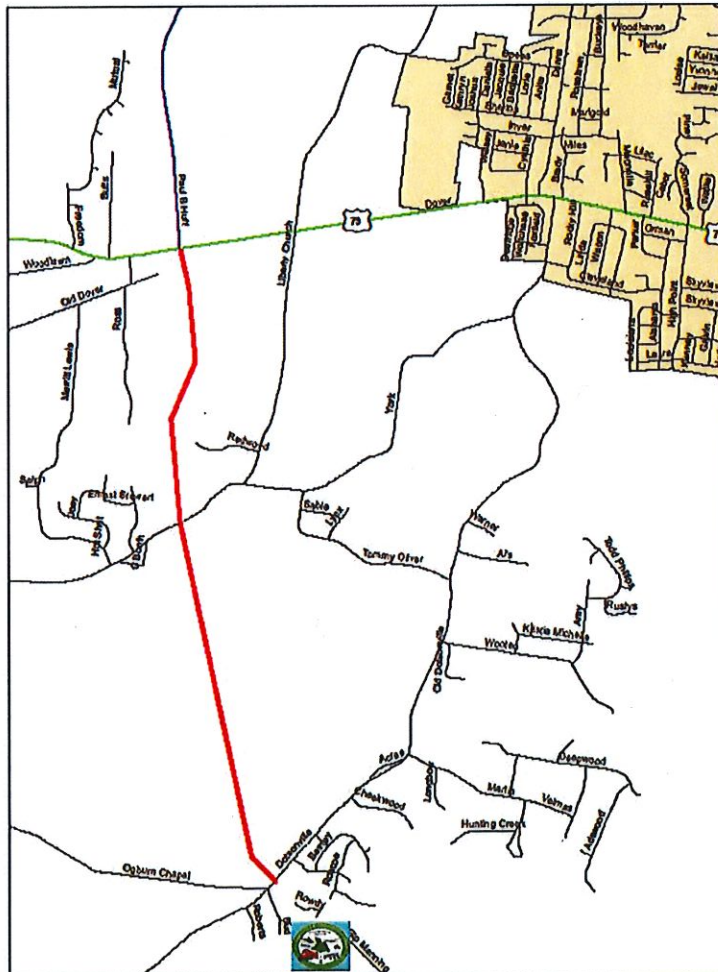
CUAMPO

Old
 TDOT Mod# 445
 11-8-21
 MPO Mod# 22

TIP #	<input type="text" value="6"/>	TDOT/KYTC	<input type="text" value="101463.03"/>	Priority	<input type="text" value="A"/>	Lead Agency	<input type="text" value="TDOT"/>
County	<input type="text" value="Montgomery"/>	Length	<input type="text" value="2.9"/> mi	MTP#	<input type="text" value="E+C1; Table 11-3; pg 11-5"/>	Conformity Status	<input type="text" value="Non-Exempt"/>
Route/Project Name	<input type="text" value="SR-374 Prop (STIP# 2063090)"/>					Total Project Cost	<input type="text" value="\$42,200,000"/>
Termini or Intersection	<input type="text" value="From SR-76 (US-79) to South of Dotsonville Road (Re-budgeted ROW & Stage Const) (IA)"/>						
Project Description	<input type="text" value="Construct four 12-foot lane and 10-foot shoulders on four-lane divided ROW"/>						

Fiscal Year	Phase	Funding Type	Total Funds	Fed Funds	State Funds	Local Funds
2021			0	0	0	0
2022			0	0	0	0
2022	ROW	HPP	2,400,000	1,920,000	480,000	0
2023	ROW	STBG	800,000	640,000	160,000	0

Remarks	Amendment Number	<input type="text" value="0"/>	Adjustment Number	<input type="text" value="3"/>
HPP ID# TN046(TEA 21) *Projected 2027 Const estimate \$39,000,000 total funds* *No funding in FY2020*				



New
 TDOT Mod # 444 &
 Mod # 445

Tennessee Funding Table 3

(By Year of Expenditure)	NEW 11/08/21 Admin Modification #22			
Funding Source	FY2020	FY2021	FY2022	FY2023
	Available	Available	Available	Available
Federal Land Access Program (FLAP)	\$ 1,664,000.00	\$ -	\$ -	\$ -
National Highway Performance (NHPP)	\$ 2,140,000.00	\$ 120,000.00	\$ 2,560,000.00	\$ 60,000.00
State Surface Transportation Block Grant (S-STBG)	\$ 6,898,000.00	\$ 84,000.00	\$ 3,016,000.00	\$12,050,000.00
Rural Surface Transportation Block Grant (R-STBG)	\$ -	\$ -	\$ -	\$ -
Transportation Alternatives (TAP)	\$ 3,171,030.00	\$ -	\$ -	\$ -
Safe Route to School (SRTS)	\$ 319,464.00	\$ -	\$ -	\$ -
Transportation Enhancement (TE)	\$ -	\$ -	\$ -	\$ -
Local Surface Transportation Block Grant (L-STBG)	\$ 19,202,044.00	\$ 13,303,813.00	\$15,503,813.00	\$17,601,093.00
Congestion Mitigation&AirQualityImprvmt(CMAQ)	\$ 10,000.00	\$ 1,185,440.00	\$ -	\$ -
Highway Safety Improvement Project (HSIP) [HSIP-R, PHSIP]	\$676,148.00	\$563,445.00	\$337,905.00	\$225,203.00
HPP	\$ -	\$ -	\$1,920,000.00	\$ -
Hwy Infrastructure Programs-Coronavirus Response and Relief Supplemental Appropriations Act (HIP-CRRSAA)	\$ -	\$ 801,769.00	\$ -	\$ -
Advance Construction (AC)	\$ -	\$ -	\$ -	\$ -
State Match	\$2,234,628.00	\$113,605.00	\$1,911,545.00	\$3,052,523.00
Local /Match	\$ 17,229,399.00	\$ 5,526,395.00	\$ 6,875,953.00	\$ 4,400,273.00
Total	\$ 53,544,713.00	\$21,698,467.00	\$32,125,216.00	\$37,389,092.00
Amount Programmed to be Spent				
Federal Land Access Program (FLAP)	\$ 1,664,000.00	\$ -	\$ -	\$ -
National Highway Performance (NHPP)	\$ 2,140,000.00	\$ 120,000.00	\$ 2,560,000.00	\$ 60,000.00
State Surface Transportation Block Grant (S-STBG)	\$ 6,898,000.00	\$ 84,000.00	\$ 3,016,000.00	\$12,050,000.00
Rural Surface Transportation Block Grant (R-STBG)	\$ -	\$ -	\$ -	\$ -
Transportation Alternatives (TAP)	\$ 3,171,030.00	\$ -	\$ -	\$ -
Safe Route to School (SRTS)	\$ 319,464.00	\$ -	\$ -	\$ -
Transportation Enhancement (TE)	\$ -	\$ -	\$ -	\$ -
Local Surface Transportation Block Grant (L-STBG)	\$ 7,998,231.00	\$ -	\$ 202,720.00	\$16,710,960.00
Congestion Mitigation&AirQualityImprvmt (CMAQ)	\$ 10,000.00	\$ 1,185,440.00	\$ -	\$ -
Highway Safety Improvement Project (HSIP) [HSIP-R, PHSIP]	\$676,148.00	\$563,445.00	\$337,905.00	\$225,203.00
HPP	\$ -	\$ -	\$1,920,000.00	\$ -
Hwy Infrastructure Programs-Coronavirus Response and Relief Supplemental Appropriations Act (HIP-CRRSAA)	\$ -	\$ 801,769.00	\$ -	\$ -
Advance Construction (AC)	\$ -	\$ -	\$ -	\$ -
State Match	\$2,234,628.00	\$113,605.00	\$1,911,545.00	\$3,052,523.00
Local /Match	\$ 14,428,446.00	\$ 2,200,442.00	\$ 3,050,680.00	\$ 4,177,740.00
Total	\$ 39,539,947.00	\$ 5,068,701.00	\$12,998,850.00	\$36,276,426.00
Amount Remaining				
Federal Land Access Program (FLAP)	\$ -	\$ -	\$ -	\$ -
National Highway Performance (NHPP)	\$ -	\$ -	\$ -	\$ -
State Surface Transportation Block Grant (S-STBG)	\$ -	\$ -	\$ -	\$ -
Rural Surface Transportation Block Grant (R-STBG)	\$ -	\$ -	\$ -	\$ -
Transportation Alternatives (TAP)	\$ -	\$ -	\$ -	\$ -
Safe Route to School (SRTS)	\$ -	\$ -	\$ -	\$ -
Transportation Enhancement (TE)	\$ -	\$ -	\$ -	\$ -
Local Surface Transportation Block Grant (L-STBG)	\$ 11,203,813.00	\$13,303,813.00	\$ 15,301,093.00	\$ 890,133.00
Congestion Mitigation&AirQualityImprvmt(CMAQ)	\$ -	\$ -	\$ -	\$ -
Highway Safety Improvement Project (HSIP)	\$ -	\$ -	\$ -	\$ -
HPP	\$ -	\$ -	\$ -	\$ -

New

Hwy Infrastructure Programs-Coronavirus Response and Relief Supplemental Appropriations Act (HIP-CRRSAA)	\$ -	\$ -	\$ -	\$ -
Advance Construction (AC)	\$ -	\$ -	\$ -	\$ -
State Match	\$ -	\$ -	\$ -	\$ -
Local /Match	\$ 2,800,953.00	\$ 3,325,953.00	\$ 3,825,273.00	\$ 222,533.00
Total	\$ 14,004,766.00	\$ 16,629,766.00	\$ 19,126,366.00	\$ 1,112,666.00

Old
TDOT Mod #444 +
#445

Tennessee Funding Table 3

(By Year of Expenditure)	OLD 11/8/21 Admin Modification #22			
Funding Source	FY2020	FY2021	FY2022	FY2023
	Available	Available	Available	Available
Federal Land Access Program (FLAP)	\$ 1,664,000.00	\$ -	\$ -	\$ -
National Highway Performance (NHPP)	\$ 2,140,000.00	\$ 120,000.00	\$ 2,560,000.00	\$ 60,000.00
State Surface Transportation Block Grant (S-STBG)	\$ 6,898,000.00	\$ 84,000.00	\$ 1,016,000.00	\$12,050,000.00
Rural Surface Transportation Block Grant (R-STBG)	\$ -	\$ -	\$ -	\$ -
Transportation Alternatives (TAP)	\$ 3,171,030.00	\$ -	\$ -	\$ -
Safe Route to School (SRTS)	\$ 319,464.00	\$ -	\$ -	\$ -
Transportation Enhancement (TE)	\$ -	\$ -	\$ -	\$ -
Local Surface Transportation Block Grant (L-STBG)	\$ 19,202,044.00	\$ 13,303,813.00	\$15,503,813.00	\$17,601,093.00
Congestion Mitigation&AirQualityImprvmt(CMAQ)	\$ 10,000.00	\$ 1,185,440.00	\$ -	\$ -
Highway Safety Improvement Project (HSIP) [HSIP-R, PHSIP]	\$676,148.00	\$563,445.00	\$337,905.00	\$225,203.00
HPP	\$ -	\$ -	\$1,920,000.00	\$ -
Hwy Infrastructure Programs-Coronavirus Response and Relief Supplemental Appropriations Act (HIP-CRRSAA)	\$ -	\$ 801,769.00	\$ -	\$ -
Advance Construction (AC)	\$ -	\$ -	\$ -	\$ -
State Match	\$2,234,628.00	\$113,605.00	\$1,411,545.00	\$3,052,523.00
Local /Match	\$ 17,229,399.00	\$ 5,526,395.00	\$ 6,875,953.00	\$ 4,400,273.00
Total	\$ 53,544,713.00	\$21,698,467.00	\$ 29,625,216.00	\$37,389,092.00
Amount Programmed to be Spent				
Federal Land Access Program (FLAP)	\$ 1,664,000.00	\$ -	\$ -	\$ -
National Highway Performance (NHPP)	\$ 2,140,000.00	\$ 120,000.00	\$ 2,560,000.00	\$ 60,000.00
State Surface Transportation Block Grant (S-STBG)	\$ 6,898,000.00	\$ 84,000.00	\$ 1,016,000.00	\$12,050,000.00
Rural Surface Transportation Block Grant (R-STBG)	\$ -	\$ -	\$ -	\$ -
Transportation Alternatives (TAP)	\$ 3,171,030.00	\$ -	\$ -	\$ -
Safe Route to School (SRTS)	\$ 319,464.00	\$ -	\$ -	\$ -
Transportation Enhancement (TE)	\$ -	\$ -	\$ -	\$ -
Local Surface Transportation Block Grant (L-STBG)	\$ 7,998,231.00	\$ -	\$ 202,720.00	\$16,710,960.00
Congestion Mitigation&AirQualityImprvmt (CMAQ)	\$ 10,000.00	\$ 1,185,440.00	\$ -	\$ -
Highway Safety Improvement Project (HSIP) [HSIP-R, PHSIP]	\$676,148.00	\$563,445.00	\$337,905.00	\$225,203.00
HPP	\$ -	\$ -	\$1,920,000.00	\$ -
Hwy Infrastructure Programs-Coronavirus Response and Relief Supplemental Appropriations Act (HIP-CRRSAA)	\$ -	\$ 801,769.00	\$ -	\$ -
Advance Construction (AC)	\$ -	\$ -	\$ -	\$ -
State Match	\$2,234,628.00	\$113,605.00	\$1,411,545.00	\$3,052,523.00
Local /Match	\$ 14,428,446.00	\$ 2,200,442.00	\$ 3,050,680.00	\$ 4,177,740.00
Total	\$ 39,539,947.00	\$ 5,068,701.00	\$ 10,498,850.00	\$36,276,426.00
Amount Remaining				
Federal Land Access Program (FLAP)	\$ -	\$ -	\$ -	\$ -
National Highway Performance (NHPP)	\$ -	\$ -	\$ -	\$ -
State Surface Transportation Block Grant (S-STBG)	\$ -	\$ -	\$ -	\$ -
Rural Surface Transportation Block Grant (R-STBG)	\$ -	\$ -	\$ -	\$ -
Transportation Alternatives (TAP)	\$ -	\$ -	\$ -	\$ -
Safe Route to School (SRTS)	\$ -	\$ -	\$ -	\$ -
Transportation Enhancement (TE)	\$ -	\$ -	\$ -	\$ -
Local Surface Transportation Block Grant (L-STBG)	\$ 11,203,813.00	\$13,303,813.00	\$ 15,301,093.00	\$ 890,133.00
Congestion Mitigation&AirQualityImprvmt(CMAQ)	\$ -	\$ -	\$ -	\$ -
Highway Safety Improvement Project (HSIP)	\$ -	\$ -	\$ -	\$ -
HPP	\$ -	\$ -	\$ -	\$ -

01d

Hwy Infrastructure Programs-Coronavirus Response and Relief Supplemental Appropriations Act (HIP-CRRSAA)	\$ -	\$ -	\$ -	\$ -
Advance Construction (AC)	\$ -	\$ -	\$ -	\$ -
State Match	\$ -	\$ -	\$ -	\$ -
Local /Match	\$ 2,800,953.00	\$ 3,325,953.00	\$ 3,825,273.00	\$ 222,533.00
Total	\$ 14,004,766.00	\$16,629,766.00	\$ 19,126,366.00	\$ 1,112,666.00