

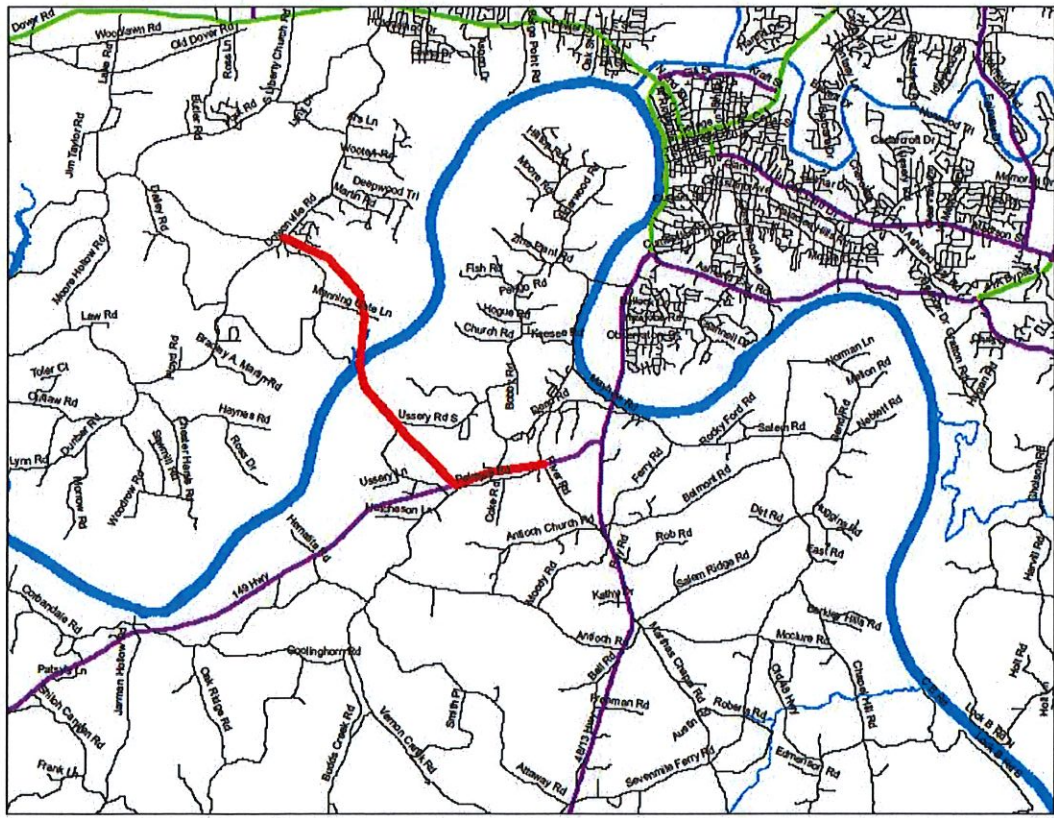
# CUAMPO

New  
 TDOT Mod #180  
 10/29/20  
 MPO Adm Mod #3

TIP #	<input type="text" value="5"/>	TDOT/KYTC	<input type="text" value="101463.02"/>	Priority	<input type="text" value="A"/>	Lead Agency	<input type="text" value="TDOT"/>
County	<input type="text" value="Montgomery"/>	Length	<input type="text" value="5.2"/> mi	MTP#	<input type="text" value="E+C 2; Table 11-3; pg 11-5"/>	Conformity Status	<input type="text" value="Non Exempt"/>
Route/Project Name	<input type="text" value="SR-149 / SR-374 (STIP# 2063080)"/>					Total Project Cost	<input type="text" value="\$112,922,516"/>
Termini or Intersection	<input type="text" value="SR-149: From SR-374 to River Rd; SR-374: from SR-149 to Dotsonville Rd in Clarksville Re-budgeted ROW (IA)"/>						
Project Description	<input type="text" value="Construct four 12-foot lane and 10-foot shoulders on four-lane divided ROW"/>						

Fiscal Year	Phase	Funding Type	Total Funds	Fed Funds	State Funds	Local Funds
2020			0	0	0	0
2021			0	0	0	0
2022	ROW	STBG	0	0	0	0
2023	ROW	STBG	7,710,000	6,168,000	1,542,000	0

Remarks	Amendment Number	<input type="text" value="0"/>	Adjustment Number	<input type="text" value="0"/>
<p>Project began in 1997 - Contact Brian Hurst, TDOT, for further information.                  HPP ID #TN046 (Section 1602 TEA 21)                  *Projected 2025 Const estimated \$100,000,000 total funds;PE-N previous TIP \$3,000,000;PE-D previous TIP \$2,212,516*</p>				



# FY2020-FY2023 Transportation Improvement Program

Old  
 TDOT Mod #180  
 10/29/20  
 MPO Adm Mod #3

<b>TIP # 5</b>	<b>TDOT/KYTC 101463.02 Priority A</b>	<b>Lead Agency</b> TDOT
<b>County</b> Montgomery	<b>Length</b> 5.2 mi <b>MTP#</b> E+C 2; Table 11-3; pg 11-5	<b>Conformity Status</b> Non Exempt
<b>Route/Project Name</b>	SR-149 / SR-374 (STIP# 2063080)	<b>Total Project Cost</b> \$112,922,516
<b>Termini or Intersection</b>	SR-149: From SR-374 to River Rd; SR-374; from SR-149 to Dotsonville Rd in Clarksville Re-budgeted ROW (IA)	
<b>Project Description</b>	Construct four 12-foot lane and 10-foot shoulders on four-lane divided ROW	

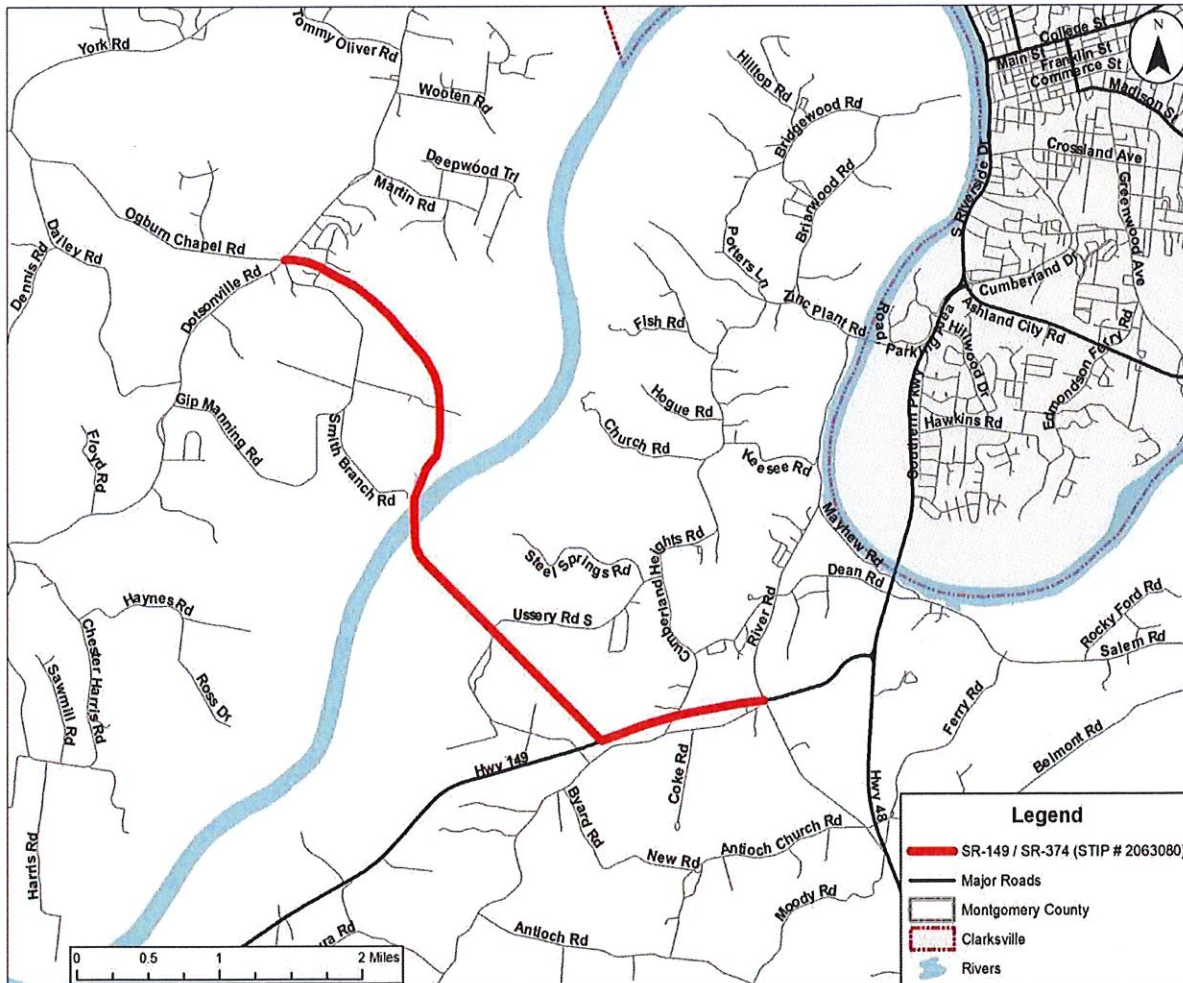
Fiscal Year	Phase	Funding Type	Total Funds	Fed Funds	State Funds	Local Funds
2020			0	0	0	0
2021			0	0	0	0
2022	ROW	STBG	7,710,000	6,168,000	1,542,000	0
2023			0	0	0	0

Amendment Number

Modification Number

0

Remarks: Project began in 1997 - Contact Brian Hurst, TDOT, for further information. HPP ID #TN046 (Section 1602 TEA 21)  
 \*Projected 2025 Const estimated \$100,000,000 total funds; PE-N from previous TIP \$3,000,000; PE-D from previous TIP \$2,212,516 \*



# CUAMPO

New  
 TDDT Moot #181  
 10/29/20  
 MPO Adm Moot #3

TIP #  TDOT/KYTC  Priority  Lead Agency

County  Length  mi MTP#  Conformity Status

Route/Project Name  Total Project Cost

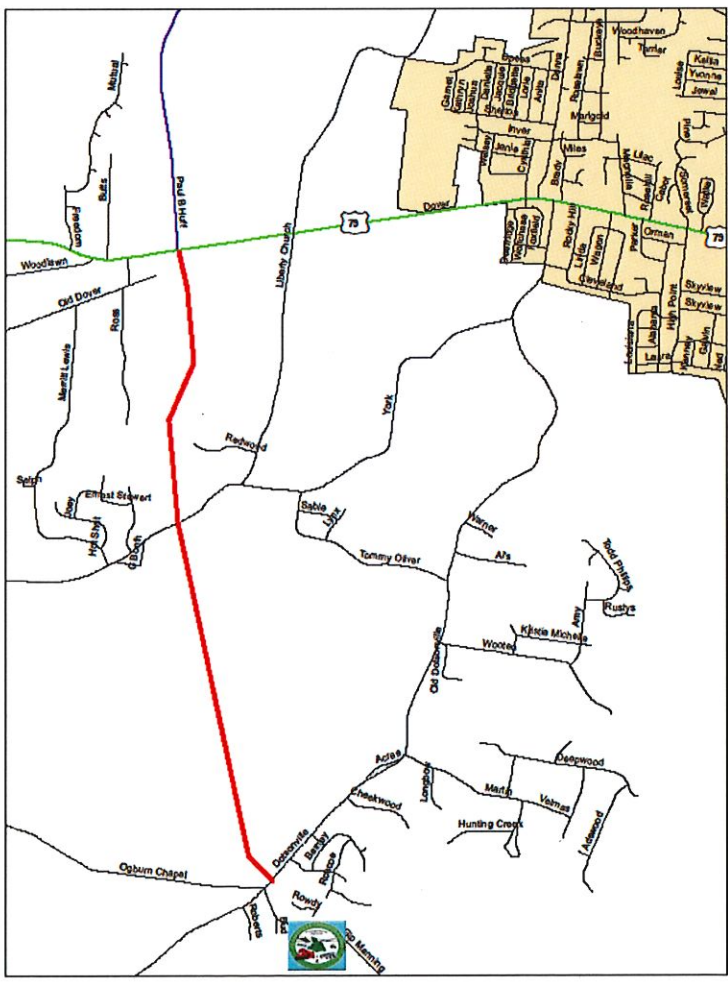
Termini or Intersection

Project Description

Fiscal Year	Phase	Funding Type	Total Funds	Fed Funds	State Funds	Local Funds
2021			0	0	0	0
2022			0	0	0	0
2022	ROW	HPP	2,400,000	1,920,000	480,000	0
2023	ROW	STBG	800,000	640,000	160,000	0

Remarks Amendment Number  Adjustment Number

HPP ID# TN046(TEA 21)  
 \*Projected 2027 Const estimate \$39,000,000 total funds\*  
 \*No funding in FY2020\*



# FY2020-FY2023 Transportation Improvement Program

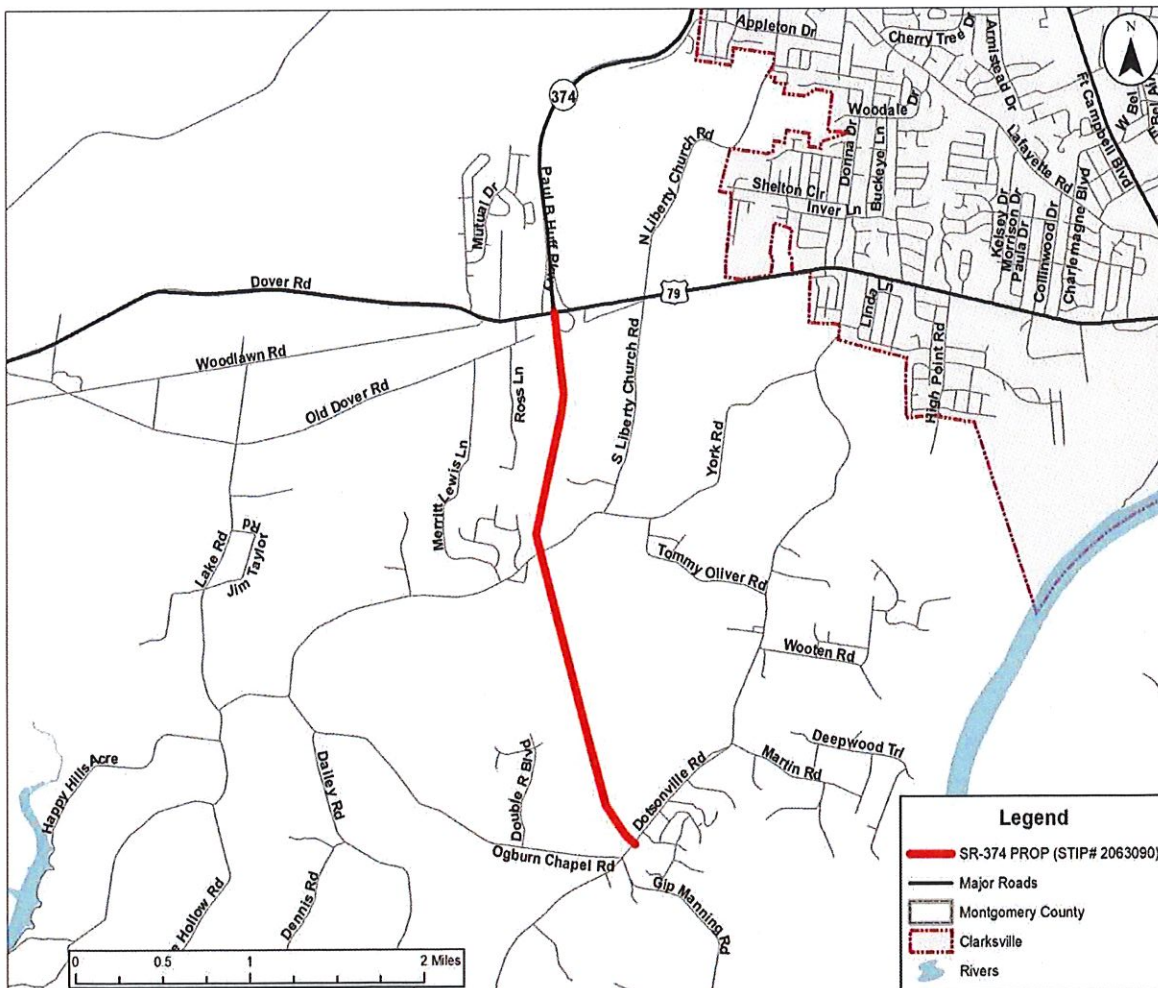
Old  
 TDOT Mod #181  
 10/29/20  
 MPO Adm Mod #3

<b>TIP # 6</b>	<b>TDOT/KYTC 101463.03</b>	<b>Priority A</b>	<b>Lead Agency</b> TDOT
<b>County</b> Montgomery	<b>Length</b> 2.9 mi	<b>MTP#</b> E+C 1; Table 11-3; pg 11-5 SR-	<b>Conformity Status</b> Non-Exempt
<b>Route/Project Name</b>	374 Prop (STIP# 2063090)	<b>Total Project Cost</b> \$42,200,000	
<b>Termini or Intersection</b>	From SR-76 (US-79) to South of Dotsonville Road (Re-budgeted ROW & Stage Const) (IA)		
<b>Project Description</b>	Construct four 12-foot lane and 10-foot shoulders on four-lane divided ROW		

Fiscal Year	Phase	Funding Type	Total Funds	Fed Funds	State Funds	Local Funds
2020			0	0	0	0
2021			0	0	0	0
2022	ROW	HPP	2,400,000	1,920,000	480,000	0
2022	ROW	STBG	800,000	640,000	160,000	0

<b>Remarks</b>	<b>Amendment Number</b>	<b>Modification Number</b>
	0	
HPP ID# TN046(TEA 21) *Projected 2027 Const estimate \$39,000,000 total funds* PE was done under TIP #5. These projects were combined during PE.		



Tennessee Funding Table 3

(By Year of Expenditure)	As of 10/29/2020 per TDOT NEW			
Funding Source	FY2020	FY2021	FY2022	FY2023
	Available	Available	Available	Available
Federal Land Access Program (FLAP)	\$ 1,664,000.00	\$ -	\$ -	\$ -
National Highway Performance (NHPP)	\$ 2,140,000.00	\$ 120,000.00	\$ 80,000.00	\$ 60,000.00
State Surface Transportation Block Grant (S-STBG)	\$ 6,898,000.00	\$ 84,000.00	\$ 1,016,000.00	\$12,050,000.00
Rural Surface Transportation Block Grant (R-STBG)	\$ -	\$ -	\$ -	\$ -
Transportation Alternatives (TAP)	\$ 3,171,030.00	\$ -	\$ -	\$ -
Safe Route to School (SRTS)	\$ 319,464.00	\$ -	\$ -	\$ -
Transportation Enhancement (TE)	\$ -	\$ -	\$ -	\$ -
Local Surface Transportation Block Grant (L-STBG)	\$ 19,202,044.00	\$12,502,044.00	\$14,702,044.00	\$17,002,044.00
Congestion Mitigation&AirQualityImprvmt(CMAQ)	\$ 210,000.00	\$ 985,440.00	\$ -	\$ -
Highway Safety Improvement Project (HSIP) [HSIP-R, PHSIP]	\$676,148.00	\$563,445.00	\$337,905.00	\$225,203.00
HPP	\$ -	\$ -	\$1,920,000.00	\$ -
Advance Construction (AC)	\$ -	\$ -	\$ -	\$ -
State Match	\$2,234,628.00	\$113,605.00	\$791,545.00	\$3,052,523.00
Local /Match	\$ 17,229,399.00	\$ 5,125,511.00	\$ 6,675,511.00	\$ 4,250,511.00
<b>Total</b>	<b>\$ 53,744,713.00</b>	<b>\$19,494,045.00</b>	<b>\$ 25,523,005.00</b>	<b>\$36,640,281.00</b>
<b>Amount Programmed to be Spent</b>				
Federal Land Access Program (FLAP)	\$ 1,664,000.00	\$ -	\$ -	\$ -
National Highway Performance (NHPP)	\$ 2,140,000.00	\$ 120,000.00	\$ 80,000.00	\$ 60,000.00
State Surface Transportation Block Grant (S-STBG)	\$ 6,898,000.00	\$ 84,000.00	\$ 1,016,000.00	\$12,050,000.00
Rural Surface Transportation Block Grant (R-STBG)	\$ -	\$ -	\$ -	\$ -
Transportation Alternatives (TAP)	\$ 3,171,030.00	\$ -	\$ -	\$ -
Safe Route to School (SRTS)	\$ 319,464.00	\$ -	\$ -	\$ -
Transportation Enhancement (TE)	\$ -	\$ -	\$ -	\$ -
Local Surface Transportation Block Grant (L-STBG)	\$ 8,800,000.00	\$ -	\$ -	\$16,500,000.00
Congestion Mitigation&AirQualityImprvmt (CMAQ)	\$ 210,000.00	\$ 985,440.00	\$ -	\$ -
Highway Safety Improvement Project (HSIP) [HSIP-R, PHSIP]	\$676,148.00	\$563,445.00	\$337,905.00	\$225,203.00
HPP	\$ -	\$ -	\$1,920,000.00	\$ -
Advance Construction (AC)	\$ -	\$ -	\$ -	\$ -
State Match	\$2,234,628.00	\$113,605.00	\$791,545.00	\$3,052,523.00
Local /Match	\$ 14,628,888.00	\$ 2,000,000.00	\$ 3,000,000.00	\$ 4,125,000.00
<b>Total</b>	<b>\$ 40,742,158.00</b>	<b>\$ 3,866,490.00</b>	<b>\$ 7,145,450.00</b>	<b>\$36,012,726.00</b>
<b>Amount Remaining</b>				
Federal Land Access Program (FLAP)	\$ -	\$ -	\$ -	\$ -
National Highway Performance (NHPP)	\$ -	\$ -	\$ -	\$ -
State Surface Transportation Block Grant (S-STBG)	\$ -	\$ -	\$ -	\$ -
Rural Surface Transportation Block Grant (R-STBG)	\$ -	\$ -	\$ -	\$ -
Transportation Alternatives (TAP)	\$ -	\$ -	\$ -	\$ -
Safe Route to School (SRTS)	\$ -	\$ -	\$ -	\$ -
Transportation Enhancement (TE)	\$ -	\$ -	\$ -	\$ -
Local Surface Transportation Block Grant (L-STBG)	\$ 10,402,044.00	\$12,502,044.00	\$ 14,702,044.00	\$ 502,044.00
Congestion Mitigation&AirQualityImprvmt(CMAQ)	\$ -	\$ -	\$ -	\$ -
Highway Safety Improvement Project (HSIP)	\$ -	\$ -	\$ -	\$ -
HPP	\$ -	\$ -	\$ -	\$ -
Advance Construction (AC)	\$ -	\$ -	\$ -	\$ -
State Match	\$ -	\$ -	\$ -	\$ -
Local /Match	\$ 2,600,511.00	\$ 3,125,511.00	\$ 3,675,511.00	\$ 125,511.00
<b>Total</b>	<b>\$ 13,002,555.00</b>	<b>\$15,627,555.00</b>	<b>\$ 18,377,555.00</b>	<b>\$ 627,555.00</b>

Old  
 TDDOT Mod 180,181  
 MPO Adm Mod #3

Tennessee Funding Table 3

(By Year of Expenditure)	As of 10/29/2020 OLD			
Funding Source	FY2020 Available	FY2021 Available	FY2022 Available	FY2023 Available
Federal Land Access Program (FLAP)	\$ 1,664,000.00	\$ -	\$ -	\$ -
National Highway Performance (NHPP)	\$ 2,140,000.00	\$ 120,000.00	\$ 80,000.00	\$ 60,000.00
State Surface Transportation Block Grant (S-STBG)	\$ 6,898,000.00	\$ 84,000.00	\$ 7,824,000.00	\$ 5,242,000.00
Rural Surface Transportation Block Grant (R-STBG)	\$ -	\$ -	\$ -	\$ -
Transportation Alternatives (TAP)	\$ 3,171,030.00	\$ -	\$ -	\$ -
Safe Route to School (SRTS)	\$ 319,464.00	\$ -	\$ -	\$ -
Transportation Enhancement (TE)	\$ -	\$ -	\$ -	\$ -
Local Surface Transportation Block Grant (L-STBG)	\$ 19,202,044.00	\$12,502,044.00	\$14,702,044.00	\$17,002,044.00
Congestion Mitigation&AirQualityImprvmt(CMAQ)	\$ 10,000.00	\$ 1,185,440.00	\$ -	\$ -
Highway Safety Improvement Project (HSIP) [HSIP-R, PHSIP]	\$676,148.00	\$563,445.00	\$337,905.00	\$225,203.00
HPP	\$ -	\$ -	\$1,920,000.00	\$ -
Advance Construction (AC)	\$ -	\$ -	\$ -	\$ -
State Match	\$2,234,628.00	\$113,605.00	\$2,493,545.00	\$1,350,523.00
Local /Match	\$ 17,229,399.00	\$ 5,125,511.00	\$ 6,675,511.00	\$ 4,250,511.00
<b>Total</b>	<b>\$ 53,544,713.00</b>	<b>\$19,694,045.00</b>	<b>\$34,033,005.00</b>	<b>\$28,130,281.00</b>
<b>Amount Programmed to be Spent</b>				
Federal Land Access Program (FLAP)	\$ 1,664,000.00	\$ -	\$ -	\$ -
National Highway Performance (NHPP)	\$ 2,140,000.00	\$ 120,000.00	\$ 80,000.00	\$ 60,000.00
State Surface Transportation Block Grant (S-STBG)	\$ 6,898,000.00	\$ 84,000.00	\$ 7,824,000.00	\$ 5,242,000.00
Rural Surface Transportation Block Grant (R-STBG)	\$ -	\$ -	\$ -	\$ -
Transportation Alternatives (TAP)	\$ 3,171,030.00	\$ -	\$ -	\$ -
Safe Route to School (SRTS)	\$ 319,464.00	\$ -	\$ -	\$ -
Transportation Enhancement (TE)	\$ -	\$ -	\$ -	\$ -
Local Surface Transportation Block Grant (L-STBG)	\$ 8,800,000.00	\$ -	\$ -	\$16,500,000.00
Congestion Mitigation&AirQualityImprvmt (CMAQ)	\$ 10,000.00	\$ 1,185,440.00	\$ -	\$ -
Highway Safety Improvement Project (HSIP) [HSIP-R, PHSIP]	\$676,148.00	\$563,445.00	\$337,905.00	\$225,203.00
HPP	\$ -	\$ -	\$1,920,000.00	\$ -
Advance Construction (AC)	\$ -	\$ -	\$ -	\$ -
State Match	\$2,234,628.00	\$113,605.00	\$2,493,545.00	\$1,350,523.00
Local /Match	\$ 14,628,888.00	\$ 2,000,000.00	\$ 3,000,000.00	\$ 4,125,000.00
<b>Total</b>	<b>\$ 40,542,158.00</b>	<b>\$ 4,066,490.00</b>	<b>\$15,655,450.00</b>	<b>\$27,502,726.00</b>
<b>Amount Remaining</b>				
Federal Land Access Program (FLAP)	\$ -	\$ -	\$ -	\$ -
National Highway Performance (NHPP)	\$ -	\$ -	\$ -	\$ -
State Surface Transportation Block Grant (S-STBG)	\$ -	\$ -	\$ -	\$ -
Rural Surface Transportation Block Grant (R-STBG)	\$ -	\$ -	\$ -	\$ -
Transportation Alternatives (TAP)	\$ -	\$ -	\$ -	\$ -
Safe Route to School (SRTS)	\$ -	\$ -	\$ -	\$ -
Transportation Enhancement (TE)	\$ -	\$ -	\$ -	\$ -
Local Surface Transportation Block Grant (L-STBG)	\$ 10,402,044.00	\$12,502,044.00	\$ 14,702,044.00	\$ 502,044.00
Congestion Mitigation&AirQualityImprvmt(CMAQ)	\$ -	\$ -	\$ -	\$ -
Highway Safety Improvement Project (HSIP)	\$ -	\$ -	\$ -	\$ -
HPP				
Advance Construction (AC)	\$ -	\$ -	\$ -	\$ -
State Match	\$ -	\$ -	\$ -	\$ -
Local /Match	\$ 2,600,511.00	\$ 3,125,511.00	\$ 3,675,511.00	\$ 125,511.00
<b>Total</b>	<b>\$ 13,002,555.00</b>	<b>\$15,627,555.00</b>	<b>\$18,377,555.00</b>	<b>\$ 627,555.00</b>